



- Introduction 1
- How to check your Insite Manifest version..... 1
 - 1. Remote connect 1
 - 2. Open the Control Panel..... 1
- How to check your Quick Ship Version 2
 - 1. Logon to the Quick Ship 2
 - 2. Go to the Waffle Menu Button 2
 - 3. Click on About 2
 - 4. The About Screen..... 3

Introduction

Epicor Quick Ship is a multi-carrier shipping software that helps manage rates and ship via multiple carriers, aiming to reduce freight spending, fines, and return shipments. It is part of Epicor's suite of digital commerce solutions. Insite Manifest (or Epicor Manifest), on the other hand, is a software that was used previously for similar purposes, and Quickship is based on Insite/Epicor Manifest.

How to check your Insite Manifest version

1. [Remote connect](#) to the server where Insite Manifest is installed
2. [Open the Control Panel](#) and Check under the Installed Applications where you will see Epicor or Insite Manifest.
3. The version of Epicor Manifest would be different. Depending on the Version you will get different branding between Epicor Manifest (later) and Insite Manifest (earlier)

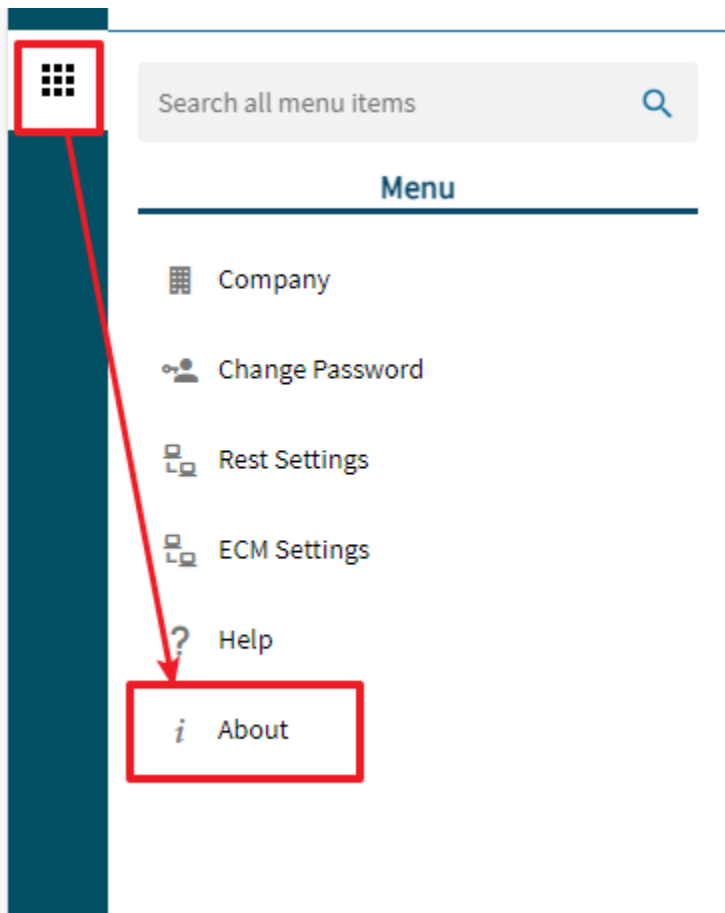
| | | | | |
|---|-----------------------------|-----------|---------|------------|
|  Epicor Manifest | Epicor Software Corporaton | 7/6/2021 | 3.62 MB | 3.5.0 |
|  Epicor Manifest Epicor Freight Service - 3.5.0.5501 | Epicor Software Corporation | 9/29/2016 | 2.85 MB | 3.5.0.5501 |
|  Epicor Manifest Integration Service - 3.5.0.5501 | Epicor Software Corporation | 9/29/2016 | 3.21 MB | 3.5.0.5501 |
|  Epicor Manifest Print Monitor Service | Epicor Software Corporation | 7/21/2016 | 4.22 MB | 3.3.0.0000 |
|  Epicor Manifest Web Server- 3.5.0.5501 | Epicor Software Corporation | 9/29/2016 | 218 MB | 3.5.0.5501 |

How to check your Quick Ship Version

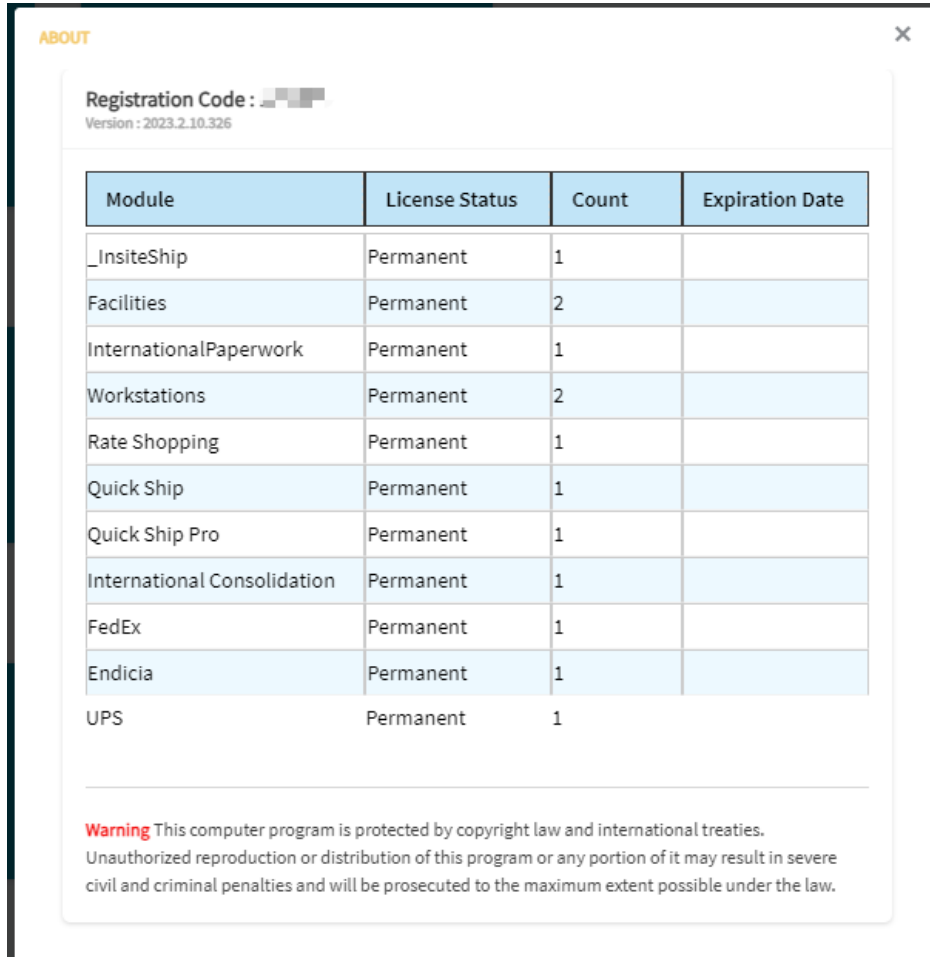
1. Logon to the Quick Ship with the web client (which will be a custom variant of <http://<quickshipweb>/dist/#/login>) or with the Quickship shortcut. Enter your Quickship logon username and password.



2. Go to the Waffle Menu Button: _____ on the left side of the Quick Ship home page
3. Click on About



4. The About Screen has the information about the current version of Quickship, your registration code, and licensed modules and seats for each modules.



ABOUT [Close]

Registration Code : [blurred]
Version : 2023.2.10.326

| Module | License Status | Count | Expiration Date |
|-----------------------------|----------------|-------|-----------------|
| _InsiteShip | Permanent | 1 | |
| Facilities | Permanent | 2 | |
| InternationalPaperwork | Permanent | 1 | |
| Workstations | Permanent | 2 | |
| Rate Shopping | Permanent | 1 | |
| Quick Ship | Permanent | 1 | |
| Quick Ship Pro | Permanent | 1 | |
| International Consolidation | Permanent | 1 | |
| FedEx | Permanent | 1 | |
| Endicia | Permanent | 1 | |
| UPS | Permanent | 1 | |

Warning This computer program is protected by copyright law and international treaties. Unauthorized reproduction or distribution of this program or any portion of it may result in severe civil and criminal penalties and will be prosecuted to the maximum extent possible under the law.